

SEGUIMIENTO DEL MERCADO DEL ARROZ

Campaña 2023/2024

JUNIO 2024

SEMANA 22

ÍNDICE:

Evolución de los precios mundiales de arroz blanco índica
Evolución de los precios comunitarios y nacionales de arroz blanco índica y japónica
Evolución de los precios comunitarios y nacionales de arroz cáscara índica y japónica

Precios nacionales: Semana 22 (del 27 de mayo al 2 de junio)
Precios comunitarios 6 de junio
Precios mundiales: 4 de junio

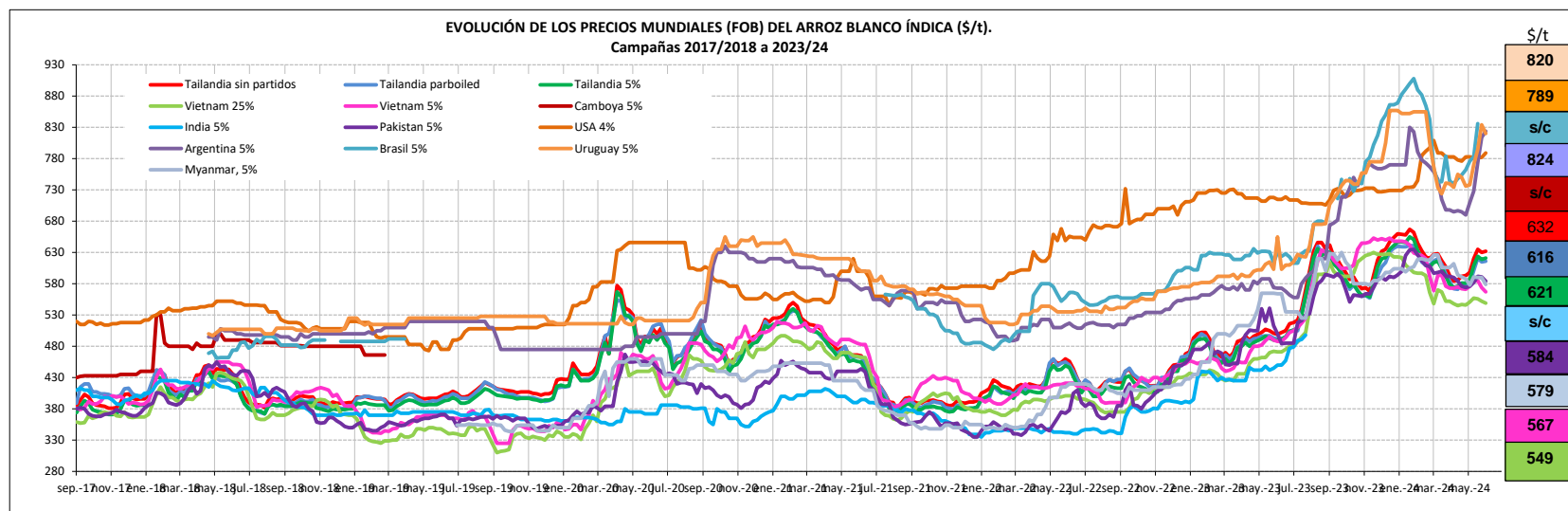
Campaña de comercialización desde el 1 de septiembre hasta el 31 de agosto del año siguiente

Nota: Entre las informaciones manejadas para elaborar este informe se encuentran las de la S. G. Análisis, Coordinación y Estadística; el Consejo Internacional de Cereales (CIC), la Comisión Europea y diversas publicaciones del ámbito agrario nacional e internacional.

***SUBDIRECCIÓN GENERAL DE CULTIVOS HERBÁCEOS E INDUSTRIALES Y ACEITE DE OLIVA
DIRECCIÓN GENERAL DE PRODUCCIONES Y MERCADOS AGRARIOS. MAPA.***

| SEMANA 22/2024, Junio 2024 | | PRECIOS SEMANALES ARROZ. CAMPAÑA 2023/24 | | | | | | | | | | SEMANA 22/2024, Junio 2024 | | | | | | | | | | | | | | | | | | | | | | | | | | | | | | | | | | | | | | | | | | | | | | | | | | | | | | | | | | | | | | | | | | | | | | | | | | | | | | | | | | | | | | | | | | | | | | | | | | | | | | | | | | | | | |
|--|--------------------|--|--------------|-----------------------|----------------|----------------|---------------------|---------------------|-----------------------|--|------------------------|----------------------------|-----------------------|--------------|--------------|--------------------|--------------------|-------------------------|-----|-----------------------|------|------|-------------|-----|-------------------|---------------------|-----------------|--------------|--------------|----------------|----------------|--------|--------|--------------------|---------|---------|---------|--------|--------|------|------|-------------------|-----|-----|------|------|-------|-----|-----|-------------------|-------|----|------|------|-------|------|------|-----------------|-----|-----|------|------|------|-----|-----|---------------------------|-----|-----|------|------|------|-----|-----|----------|-----|-----|-----|-----|-----|-----|-----|-------------|-----|----|------|------|-------|-----|-----|--------|-----|----|------|------|-------|-----|-----|--------------|-----|-----|------|-------|-------|-----|-----|-----------|-----|-----|-----|-----|-----|-----|-----|------------|-----|-----|------|-------|-------|-----|-----|
| Última cotización \$/t | | Diferencia semanal \$/t | | % sobre la cotización | | | Campaña 2023/24 | | Última cotización €/t | | Diferencia semanal €/t | | % sobre la cotización | | | Campaña 2023/24 | | | | | | | | | | | | | | | | | | | | | | | | | | | | | | | | | | | | | | | | | | | | | | | | | | | | | | | | | | | | | | | | | | | | | | | | | | | | | | | | | | | | | | | | | | | | | | | | | | | | | | | | | |
| | | | | semana anterior | mes anterior | año anterior | Mínimo campaña \$/t | Máximo campaña \$/t | | | | | semana anterior | mes anterior | año anterior | Mínimo campaña €/t | Máximo campaña €/t | | | | | | | | | | | | | | | | | | | | | | | | | | | | | | | | | | | | | | | | | | | | | | | | | | | | | | | | | | | | | | | | | | | | | | | | | | | | | | | | | | | | | | | | | | | | | | | | | | | | | | | | |
| <p>ARROZ BLANCO (índica) \$/t <small>Elaboración Subdirección General de Cultivos Herbáceos e Industriales y Aceite de Oliva con fuente del Consejo Internacional de Cereales (CIC)</small></p> <p>Mundiales</p> <table border="1"> <tr><td>Thailandia sin partidos</td><td>632</td><td>+2</td><td>⇒ +0</td><td>↑ +6</td><td>↑ +27</td><td>568</td><td>667</td></tr> <tr><td>Tailandia parboiled</td><td>616</td><td>+1</td><td>⇒ +0</td><td>↑ +6</td><td>↑ +25</td><td>557</td><td>641</td></tr> <tr><td>Tailandia 5%</td><td>621</td><td>+2</td><td>⇒ +0</td><td>↑ +6</td><td>↑ +27</td><td>559</td><td>655</td></tr> <tr><td>Vietnam 25%</td><td>549</td><td>-3</td><td>↓ -1</td><td>↓ -0</td><td>↑ +17</td><td>545</td><td>630</td></tr> <tr><td>Vietnam 5%</td><td>567</td><td>-7</td><td>↓ -1</td><td>↓ -2</td><td>↑ +16</td><td>567</td><td>653</td></tr> <tr><td>Camboya 5%</td><td>s/c</td><td>n/c</td><td>n/c</td><td>n/c</td><td>n/c</td><td>n/c</td><td>n/c</td></tr> <tr><td>Myanmar 5%</td><td>579</td><td>-11</td><td>↓ -2</td><td>⇒ +0</td><td>↑ +3</td><td>578</td><td>630</td></tr> <tr><td>India 5%</td><td>s/c</td><td>n/c</td><td>n/c</td><td>n/c</td><td>n/c</td><td>n/c</td><td>n/c</td></tr> <tr><td>Pakistan 5%</td><td>584</td><td>-7</td><td>↓ -1</td><td>↑ +1</td><td>↑ +17</td><td>551</td><td>635</td></tr> <tr><td>USA 4%</td><td>789</td><td>+7</td><td>↑ +1</td><td>↑ +1</td><td>↑ +10</td><td>714</td><td>809</td></tr> <tr><td>Argentina 5%</td><td>824</td><td>+10</td><td>↑ +1</td><td>↑ +16</td><td>↑ +44</td><td>674</td><td>830</td></tr> <tr><td>Brazil 5%</td><td>s/c</td><td>n/c</td><td>n/c</td><td>n/c</td><td>n/c</td><td>716</td><td>908</td></tr> <tr><td>Uruguay 5%</td><td>820</td><td>-14</td><td>↓ -2</td><td>↑ +11</td><td>↑ +25</td><td>707</td><td>857</td></tr> </table> | | | | | | | | | | | | | | | | | | Thailandia sin partidos | 632 | +2 | ⇒ +0 | ↑ +6 | ↑ +27 | 568 | 667 | Tailandia parboiled | 616 | +1 | ⇒ +0 | ↑ +6 | ↑ +25 | 557 | 641 | Tailandia 5% | 621 | +2 | ⇒ +0 | ↑ +6 | ↑ +27 | 559 | 655 | Vietnam 25% | 549 | -3 | ↓ -1 | ↓ -0 | ↑ +17 | 545 | 630 | Vietnam 5% | 567 | -7 | ↓ -1 | ↓ -2 | ↑ +16 | 567 | 653 | Camboya 5% | s/c | n/c | n/c | n/c | n/c | n/c | n/c | Myanmar 5% | 579 | -11 | ↓ -2 | ⇒ +0 | ↑ +3 | 578 | 630 | India 5% | s/c | n/c | n/c | n/c | n/c | n/c | n/c | Pakistan 5% | 584 | -7 | ↓ -1 | ↑ +1 | ↑ +17 | 551 | 635 | USA 4% | 789 | +7 | ↑ +1 | ↑ +1 | ↑ +10 | 714 | 809 | Argentina 5% | 824 | +10 | ↑ +1 | ↑ +16 | ↑ +44 | 674 | 830 | Brazil 5% | s/c | n/c | n/c | n/c | n/c | 716 | 908 | Uruguay 5% | 820 | -14 | ↓ -2 | ↑ +11 | ↑ +25 | 707 | 857 |
| Thailandia sin partidos | 632 | +2 | ⇒ +0 | ↑ +6 | ↑ +27 | 568 | 667 | | | | | | | | | | | | | | | | | | | | | | | | | | | | | | | | | | | | | | | | | | | | | | | | | | | | | | | | | | | | | | | | | | | | | | | | | | | | | | | | | | | | | | | | | | | | | | | | | | | | | | | | | | | | | | | | | | |
| Tailandia parboiled | 616 | +1 | ⇒ +0 | ↑ +6 | ↑ +25 | 557 | 641 | | | | | | | | | | | | | | | | | | | | | | | | | | | | | | | | | | | | | | | | | | | | | | | | | | | | | | | | | | | | | | | | | | | | | | | | | | | | | | | | | | | | | | | | | | | | | | | | | | | | | | | | | | | | | | | | | | |
| Tailandia 5% | 621 | +2 | ⇒ +0 | ↑ +6 | ↑ +27 | 559 | 655 | | | | | | | | | | | | | | | | | | | | | | | | | | | | | | | | | | | | | | | | | | | | | | | | | | | | | | | | | | | | | | | | | | | | | | | | | | | | | | | | | | | | | | | | | | | | | | | | | | | | | | | | | | | | | | | | | | |
| Vietnam 25% | 549 | -3 | ↓ -1 | ↓ -0 | ↑ +17 | 545 | 630 | | | | | | | | | | | | | | | | | | | | | | | | | | | | | | | | | | | | | | | | | | | | | | | | | | | | | | | | | | | | | | | | | | | | | | | | | | | | | | | | | | | | | | | | | | | | | | | | | | | | | | | | | | | | | | | | | | |
| Vietnam 5% | 567 | -7 | ↓ -1 | ↓ -2 | ↑ +16 | 567 | 653 | | | | | | | | | | | | | | | | | | | | | | | | | | | | | | | | | | | | | | | | | | | | | | | | | | | | | | | | | | | | | | | | | | | | | | | | | | | | | | | | | | | | | | | | | | | | | | | | | | | | | | | | | | | | | | | | | | |
| Camboya 5% | s/c | n/c | n/c | n/c | n/c | n/c | n/c | | | | | | | | | | | | | | | | | | | | | | | | | | | | | | | | | | | | | | | | | | | | | | | | | | | | | | | | | | | | | | | | | | | | | | | | | | | | | | | | | | | | | | | | | | | | | | | | | | | | | | | | | | | | | | | | | | |
| Myanmar 5% | 579 | -11 | ↓ -2 | ⇒ +0 | ↑ +3 | 578 | 630 | | | | | | | | | | | | | | | | | | | | | | | | | | | | | | | | | | | | | | | | | | | | | | | | | | | | | | | | | | | | | | | | | | | | | | | | | | | | | | | | | | | | | | | | | | | | | | | | | | | | | | | | | | | | | | | | | | |
| India 5% | s/c | n/c | n/c | n/c | n/c | n/c | n/c | | | | | | | | | | | | | | | | | | | | | | | | | | | | | | | | | | | | | | | | | | | | | | | | | | | | | | | | | | | | | | | | | | | | | | | | | | | | | | | | | | | | | | | | | | | | | | | | | | | | | | | | | | | | | | | | | | |
| Pakistan 5% | 584 | -7 | ↓ -1 | ↑ +1 | ↑ +17 | 551 | 635 | | | | | | | | | | | | | | | | | | | | | | | | | | | | | | | | | | | | | | | | | | | | | | | | | | | | | | | | | | | | | | | | | | | | | | | | | | | | | | | | | | | | | | | | | | | | | | | | | | | | | | | | | | | | | | | | | | |
| USA 4% | 789 | +7 | ↑ +1 | ↑ +1 | ↑ +10 | 714 | 809 | | | | | | | | | | | | | | | | | | | | | | | | | | | | | | | | | | | | | | | | | | | | | | | | | | | | | | | | | | | | | | | | | | | | | | | | | | | | | | | | | | | | | | | | | | | | | | | | | | | | | | | | | | | | | | | | | | |
| Argentina 5% | 824 | +10 | ↑ +1 | ↑ +16 | ↑ +44 | 674 | 830 | | | | | | | | | | | | | | | | | | | | | | | | | | | | | | | | | | | | | | | | | | | | | | | | | | | | | | | | | | | | | | | | | | | | | | | | | | | | | | | | | | | | | | | | | | | | | | | | | | | | | | | | | | | | | | | | | | |
| Brazil 5% | s/c | n/c | n/c | n/c | n/c | 716 | 908 | | | | | | | | | | | | | | | | | | | | | | | | | | | | | | | | | | | | | | | | | | | | | | | | | | | | | | | | | | | | | | | | | | | | | | | | | | | | | | | | | | | | | | | | | | | | | | | | | | | | | | | | | | | | | | | | | | |
| Uruguay 5% | 820 | -14 | ↓ -2 | ↑ +11 | ↑ +25 | 707 | 857 | | | | | | | | | | | | | | | | | | | | | | | | | | | | | | | | | | | | | | | | | | | | | | | | | | | | | | | | | | | | | | | | | | | | | | | | | | | | | | | | | | | | | | | | | | | | | | | | | | | | | | | | | | | | | | | | | | |
| <p>ARROZ BLANCO €/t <small>Elaboración Subdirección General de Cultivos Herbáceos e Industriales y Aceite de Oliva con fuente de los Comités de Gestión UE y la S. G. Estadísticas MAPA</small></p> <p>Unión Europea</p> <table border="1"> <tr><td>ITALIA (japónica)</td><td>s/c</td><td>n/c</td><td>n/c</td><td>n/c</td><td>n/c</td><td>970</td><td>1350</td></tr> <tr><td>ITALIA (índica)</td><td>s/c</td><td>n/c</td><td>n/c</td><td>n/c</td><td>n/c</td><td>820</td><td>1270</td></tr> <tr><td>FRANCIA (japónica)</td><td>s/c</td><td>n/c</td><td>n/c</td><td>n/c</td><td>n/c</td><td>1300</td><td>1400</td></tr> <tr><td>FRANCIA (índica)</td><td>s/c</td><td>n/c</td><td>n/c</td><td>n/c</td><td>n/c</td><td>n/c</td><td>n/c</td></tr> </table> <p>España</p> <table border="1"> <tr><td>ESPAÑA (japónica)</td><td>1.077</td><td>+0</td><td>⇒ +0</td><td>↓ -0</td><td>↓ -6</td><td>1074</td><td>1183</td></tr> <tr><td>ESPAÑA (índica)</td><td>723</td><td>+0</td><td>⇒ +0</td><td>⇒ +0</td><td>↑ +7</td><td>678</td><td>723</td></tr> <tr><td>ESPAÑA (índica parboiled)</td><td>745</td><td>+0</td><td>⇒ +0</td><td>⇒ +0</td><td>↑ +5</td><td>710</td><td>768</td></tr> </table> | | | | | | | | | | | | | | | | | | ITALIA (japónica) | s/c | n/c | n/c | n/c | n/c | 970 | 1350 | ITALIA (índica) | s/c | n/c | n/c | n/c | n/c | 820 | 1270 | FRANCIA (japónica) | s/c | n/c | n/c | n/c | n/c | 1300 | 1400 | FRANCIA (índica) | s/c | n/c | n/c | n/c | n/c | n/c | n/c | ESPAÑA (japónica) | 1.077 | +0 | ⇒ +0 | ↓ -0 | ↓ -6 | 1074 | 1183 | ESPAÑA (índica) | 723 | +0 | ⇒ +0 | ⇒ +0 | ↑ +7 | 678 | 723 | ESPAÑA (índica parboiled) | 745 | +0 | ⇒ +0 | ⇒ +0 | ↑ +5 | 710 | 768 | | | | | | | | | | | | | | | | | | | | | | | | | | | | | | | | | | | | | | | | | | | | | | | | |
| ITALIA (japónica) | s/c | n/c | n/c | n/c | n/c | 970 | 1350 | | | | | | | | | | | | | | | | | | | | | | | | | | | | | | | | | | | | | | | | | | | | | | | | | | | | | | | | | | | | | | | | | | | | | | | | | | | | | | | | | | | | | | | | | | | | | | | | | | | | | | | | | | | | | | | | | | |
| ITALIA (índica) | s/c | n/c | n/c | n/c | n/c | 820 | 1270 | | | | | | | | | | | | | | | | | | | | | | | | | | | | | | | | | | | | | | | | | | | | | | | | | | | | | | | | | | | | | | | | | | | | | | | | | | | | | | | | | | | | | | | | | | | | | | | | | | | | | | | | | | | | | | | | | | |
| FRANCIA (japónica) | s/c | n/c | n/c | n/c | n/c | 1300 | 1400 | | | | | | | | | | | | | | | | | | | | | | | | | | | | | | | | | | | | | | | | | | | | | | | | | | | | | | | | | | | | | | | | | | | | | | | | | | | | | | | | | | | | | | | | | | | | | | | | | | | | | | | | | | | | | | | | | | |
| FRANCIA (índica) | s/c | n/c | n/c | n/c | n/c | n/c | n/c | | | | | | | | | | | | | | | | | | | | | | | | | | | | | | | | | | | | | | | | | | | | | | | | | | | | | | | | | | | | | | | | | | | | | | | | | | | | | | | | | | | | | | | | | | | | | | | | | | | | | | | | | | | | | | | | | | |
| ESPAÑA (japónica) | 1.077 | +0 | ⇒ +0 | ↓ -0 | ↓ -6 | 1074 | 1183 | | | | | | | | | | | | | | | | | | | | | | | | | | | | | | | | | | | | | | | | | | | | | | | | | | | | | | | | | | | | | | | | | | | | | | | | | | | | | | | | | | | | | | | | | | | | | | | | | | | | | | | | | | | | | | | | | | |
| ESPAÑA (índica) | 723 | +0 | ⇒ +0 | ⇒ +0 | ↑ +7 | 678 | 723 | | | | | | | | | | | | | | | | | | | | | | | | | | | | | | | | | | | | | | | | | | | | | | | | | | | | | | | | | | | | | | | | | | | | | | | | | | | | | | | | | | | | | | | | | | | | | | | | | | | | | | | | | | | | | | | | | | |
| ESPAÑA (índica parboiled) | 745 | +0 | ⇒ +0 | ⇒ +0 | ↑ +5 | 710 | 768 | | | | | | | | | | | | | | | | | | | | | | | | | | | | | | | | | | | | | | | | | | | | | | | | | | | | | | | | | | | | | | | | | | | | | | | | | | | | | | | | | | | | | | | | | | | | | | | | | | | | | | | | | | | | | | | | | | |
| <p>Tipo de Cambio EUR/USD <small>Elaboración Subdirección General de Cultivos Herbáceos e Industriales y Aceite de Oliva con fuente del Consejo Internacional de Cereales (CIC)</small></p> <table border="1"> <tr><td colspan="2">Dólares USA</td><td colspan="3">% sobre la cotización</td><td colspan="2">Dólares USA</td></tr> <tr><td>Última cotización</td><td>Diferencia semanal</td><td>semana anterior</td><td>mes anterior</td><td>año anterior</td><td>Mínimo campaña</td><td>Máximo campaña</td></tr> <tr><td>1 Euro</td><td>1,0870</td><td>-0,0012</td><td>↓ -0,11</td><td>⇒ +0,98</td><td>↑ +1,66</td><td>1,0452</td><td>1,0989</td></tr> </table> | | | | | | | | | | | | | | | | | | Dólares USA | | % sobre la cotización | | | Dólares USA | | Última cotización | Diferencia semanal | semana anterior | mes anterior | año anterior | Mínimo campaña | Máximo campaña | 1 Euro | 1,0870 | -0,0012 | ↓ -0,11 | ⇒ +0,98 | ↑ +1,66 | 1,0452 | 1,0989 | | | | | | | | | | | | | | | | | | | | | | | | | | | | | | | | | | | | | | | | | | | | | | | | | | | | | | | | | | | | | | | | | | | | | | | | | | | | | | | | | | |
| Dólares USA | | % sobre la cotización | | | Dólares USA | | | | | | | | | | | | | | | | | | | | | | | | | | | | | | | | | | | | | | | | | | | | | | | | | | | | | | | | | | | | | | | | | | | | | | | | | | | | | | | | | | | | | | | | | | | | | | | | | | | | | | | | | | | | | | | | | | | | |
| Última cotización | Diferencia semanal | semana anterior | mes anterior | año anterior | Mínimo campaña | Máximo campaña | | | | | | | | | | | | | | | | | | | | | | | | | | | | | | | | | | | | | | | | | | | | | | | | | | | | | | | | | | | | | | | | | | | | | | | | | | | | | | | | | | | | | | | | | | | | | | | | | | | | | | | | | | | | | | | | | | | |
| 1 Euro | 1,0870 | -0,0012 | ↓ -0,11 | ⇒ +0,98 | ↑ +1,66 | 1,0452 | 1,0989 | | | | | | | | | | | | | | | | | | | | | | | | | | | | | | | | | | | | | | | | | | | | | | | | | | | | | | | | | | | | | | | | | | | | | | | | | | | | | | | | | | | | | | | | | | | | | | | | | | | | | | | | | | | | | | | | | | |
| <p>ARROZ CÁSCARA €/t <small>Elaboración Subdirección General de Cultivos Herbáceos e Industriales y Aceite de Oliva con fuente de los Comités de Gestión UE y la S. G. Estadísticas MAPA</small></p> <p>Unión Europea</p> <table border="1"> <tr><td>ITALIA (japónica)</td><td>s/c</td><td>n/c</td><td>n/c</td><td>n/c</td><td>n/c</td><td>430</td><td>576</td></tr> <tr><td>ITALIA (índica)</td><td>s/c</td><td>n/c</td><td>n/c</td><td>n/c</td><td>n/c</td><td>384</td><td>576</td></tr> <tr><td>GRECIA (índica)</td><td>s/c</td><td>n/c</td><td>n/c</td><td>n/c</td><td>n/c</td><td>350</td><td>460</td></tr> </table> <p>España</p> <table border="1"> <tr><td>ESPAÑA (japónica)</td><td>613</td><td>+0</td><td>⇒ +0</td><td>↑ +6</td><td>↓ -5</td><td>530</td><td>647</td></tr> <tr><td>ESPAÑA (índica)</td><td>540</td><td>+0</td><td>⇒ +0</td><td>↓ -1</td><td>↓ -3</td><td>540</td><td>570</td></tr> </table> | | | | | | | | | | | | | | | | | | ITALIA (japónica) | s/c | n/c | n/c | n/c | n/c | 430 | 576 | ITALIA (índica) | s/c | n/c | n/c | n/c | n/c | 384 | 576 | GRECIA (índica) | s/c | n/c | n/c | n/c | n/c | 350 | 460 | ESPAÑA (japónica) | 613 | +0 | ⇒ +0 | ↑ +6 | ↓ -5 | 530 | 647 | ESPAÑA (índica) | 540 | +0 | ⇒ +0 | ↓ -1 | ↓ -3 | 540 | 570 | | | | | | | | | | | | | | | | | | | | | | | | | | | | | | | | | | | | | | | | | | | | | | | | | | | | | | | | | | | | | | | | |
| ITALIA (japónica) | s/c | n/c | n/c | n/c | n/c | 430 | 576 | | | | | | | | | | | | | | | | | | | | | | | | | | | | | | | | | | | | | | | | | | | | | | | | | | | | | | | | | | | | | | | | | | | | | | | | | | | | | | | | | | | | | | | | | | | | | | | | | | | | | | | | | | | | | | | | | | |
| ITALIA (índica) | s/c | n/c | n/c | n/c | n/c | 384 | 576 | | | | | | | | | | | | | | | | | | | | | | | | | | | | | | | | | | | | | | | | | | | | | | | | | | | | | | | | | | | | | | | | | | | | | | | | | | | | | | | | | | | | | | | | | | | | | | | | | | | | | | | | | | | | | | | | | | |
| GRECIA (índica) | s/c | n/c | n/c | n/c | n/c | 350 | 460 | | | | | | | | | | | | | | | | | | | | | | | | | | | | | | | | | | | | | | | | | | | | | | | | | | | | | | | | | | | | | | | | | | | | | | | | | | | | | | | | | | | | | | | | | | | | | | | | | | | | | | | | | | | | | | | | | | |
| ESPAÑA (japónica) | 613 | +0 | ⇒ +0 | ↑ +6 | ↓ -5 | 530 | 647 | | | | | | | | | | | | | | | | | | | | | | | | | | | | | | | | | | | | | | | | | | | | | | | | | | | | | | | | | | | | | | | | | | | | | | | | | | | | | | | | | | | | | | | | | | | | | | | | | | | | | | | | | | | | | | | | | | |
| ESPAÑA (índica) | 540 | +0 | ⇒ +0 | ↓ -1 | ↓ -3 | 540 | 570 | | | | | | | | | | | | | | | | | | | | | | | | | | | | | | | | | | | | | | | | | | | | | | | | | | | | | | | | | | | | | | | | | | | | | | | | | | | | | | | | | | | | | | | | | | | | | | | | | | | | | | | | | | | | | | | | | | |

EVOLUCIÓN DEL ARROZ BLANCO. CAMPAÑAS 2017/2018 A 2023/2024.



Fuente: Elaboración por la Subdirección General de Cultivos Herbáceos e Industriales y Aceite de Oliva del MAPA con datos del CIC

ARROZ BLANCO

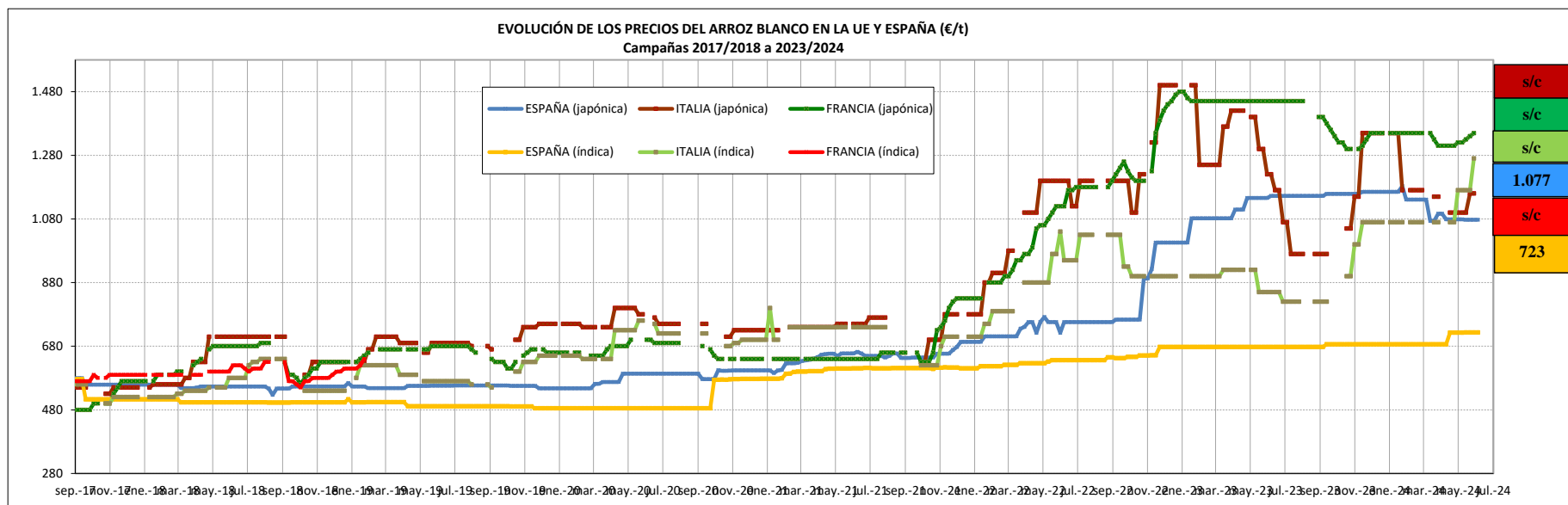
VARIACIONES PORCENTUALES SOBRE LA ÚLTIMA COTIZACIÓN

| | MUNDIALES | | | | | | | | | | | | | |
|-------------------------|-------------------------|----------------------|---------------|-------------|------------|------------|----------|-------------|--------|--------------|-----------|------------|------------|--|
| | Thailandia sin partidos | Thailandia parboiled | Thailandia 5% | Vietnam 25% | Vietnam 5% | Camboya 5% | India 5% | Pakistan 5% | USA 4% | Argentina 5% | Brazil 5% | Myanmar 5% | Uruguay 5% | |
| Última cotización \$/t | 632 | 616 | 621 | 549 | 567 | s/c | s/c | 584 | 789 | 824 | s/c | 579 | 820 | |
| % s/inicio campaña (*) | ↓ -2 | ↓ -2 | ↓ -1 | ↓ -11 | ↓ -10 | n/c | n/c | ↓ -2 | ↑ +11 | ↑ +22 | n/c | ↓ -8 | ↑ +16 | |
| % s/mes anterior (*) | ↑ +6 | ↑ +6 | ↑ +6 | ↓ -0 | ↓ -2 | n/c | n/c | ↑ +1 | ↑ +1 | ↑ +16 | n/c | ⇒ +0 | ↑ +11 | |
| % s/semana anterior (*) | ⇒ +0 | ⇒ +0 | ⇒ +0 | ↓ -1 | ↓ -1 | n/c | n/c | ↓ -1 | ⇒ +1 | ↑ +1 | n/c | ↓ -2 | ↓ -2 | |
| % s/año anterior (*) | ↑ +27 | ↑ +25 | ↑ +27 | ↑ +17 | ↑ +16 | n/c | n/c | ↑ +17 | ↑ +10 | ↑ +44 | n/c | ↑ +3 | ↑ +25 | |

(*) La comparativa de los precios mundiales se realiza en dólares en lugar de euros debido a que la depreciación anual del euro frente al dólar supera el 10% pudiendo dar lugar a valores positivos (en €) cuando en realidad son negativos (en \$).

PRECIO MEDIO CAMPAÑA 2023/2024

| | MUNDIALES | | | | | | | | | | | | | |
|---------------|-------------------------|----------------------|---------------|-------------|------------|------------|----------|-------------|--------|--------------|-----------|------------|------------|--|
| | Thailandia sin partidos | Thailandia parboiled | Thailandia 5% | Vietnam 25% | Vietnam 5% | Camboya 5% | India 5% | Pakistan 5% | USA 4% | Argentina 5% | Brazil 5% | Uruguay 5% | Myanmar 5% | |
| Media (\$/t) | 618 | 603 | 606 | 590 | 613 | n/c | n/c | 590 | 754 | 747 | n/c | 782 | 602 | |
| Máximo (\$/t) | 667 | 641 | 655 | 630 | 653 | n/c | n/c | 635 | 809 | 830 | n/c | 857 | 630 | |
| Mínimo (\$/t) | 568 | 557 | 559 | 545 | 567 | n/c | n/c | 551 | 714 | 674 | n/c | 707 | 578 | |



Fuente: Elaboración por la Subdirección General de Cultivos Herbáceos e Industriales y Aceite de Oliva del MAPA con datos de la Comisión Europea. D.G. Agricultura.

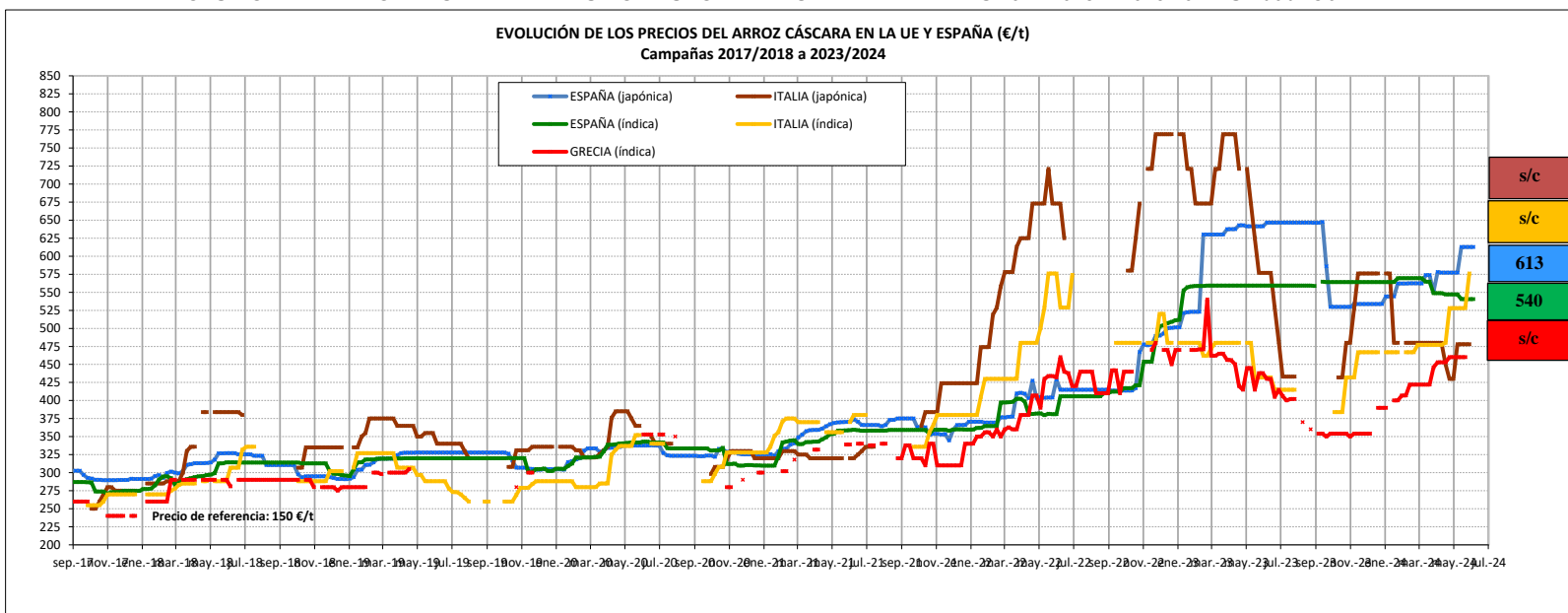
VARIACIONES PORCENTUALES SOBRE LA ÚLTIMA COTIZACIÓN

| UNIÓN EUROPEA Y ESPAÑA | | | | | | | |
|-------------------------|-------------------|-------------------|--------------------|-----------------|-----------------|------------------|---------------------------|
| | ESPAÑA (japónica) | ITALIA (japónica) | FRANCIA (japónica) | ESPAÑA (indica) | ITALIA (indica) | FRANCIA (indica) | ESPAÑA (indica parboiled) |
| Última cotización €/t | 1.077 | s/c | s/c | 723 | s/c | s/c | 745 |
| % s/inicio campaña (*) | ↓ -6 | n/c | n/c | ↑ +7 | n/c | n/c | n/c |
| % s/mes anterior (*) | ↓ -0 | n/c | n/c | ⇒ +0 | n/c | n/c | ⇒ +0 |
| % s/semana anterior (*) | ⇒ +0 | n/c | n/c | ⇒ +0 | n/c | n/c | ⇒ +0 |
| % s/año anterior (*) | ↓ -6 | n/c | n/c | ↑ +7 | n/c | n/c | ↑ +5 |

PRECIO MEDIO CAMPAÑA 2023/2024

| UNIÓN EUROPEA Y ESPAÑA | | | | | | | |
|------------------------|-------------------|-------------------|--------------------|-----------------|-----------------|------------------|---------------------------|
| | ESPAÑA (japónica) | ITALIA (japónica) | FRANCIA (japónica) | ESPAÑA (indica) | ITALIA (indica) | FRANCIA (indica) | ESPAÑA (indica parboiled) |
| Media (€/t) | 1.133 | 1.188 | 1.336 | 693 | 1.057 | n/c | 720 |
| Máximo (€/t) | 1.183 | 1.350 | 1.400 | 723 | 1.270 | n/c | 768 |
| Mínimo (€/t) | 1.074 | 970 | 1.300 | 678 | 820 | n/c | 710 |

EVOLUCIÓN DEL ARROZ CÁSCARA EN LA UNIÓN EUROPEA Y ESPAÑA. CAMPAÑAS 2017/2018 A 2023/2024. Unidad: €/t



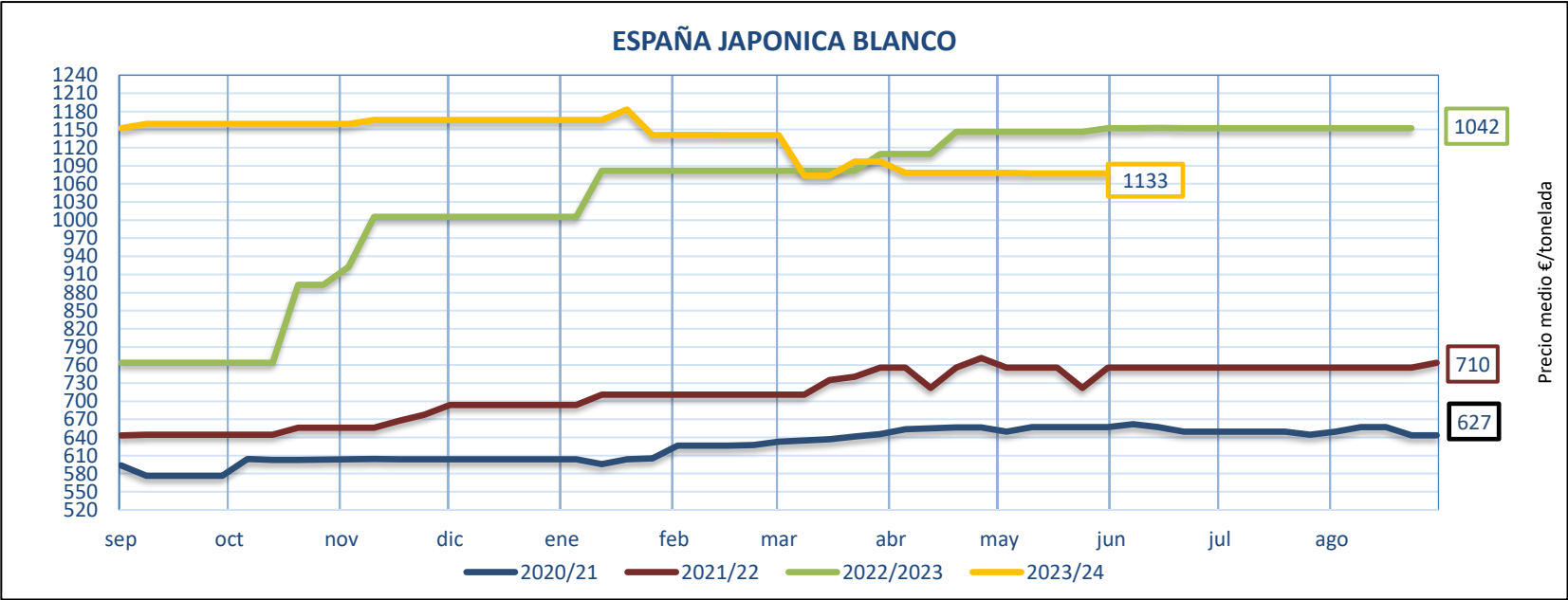
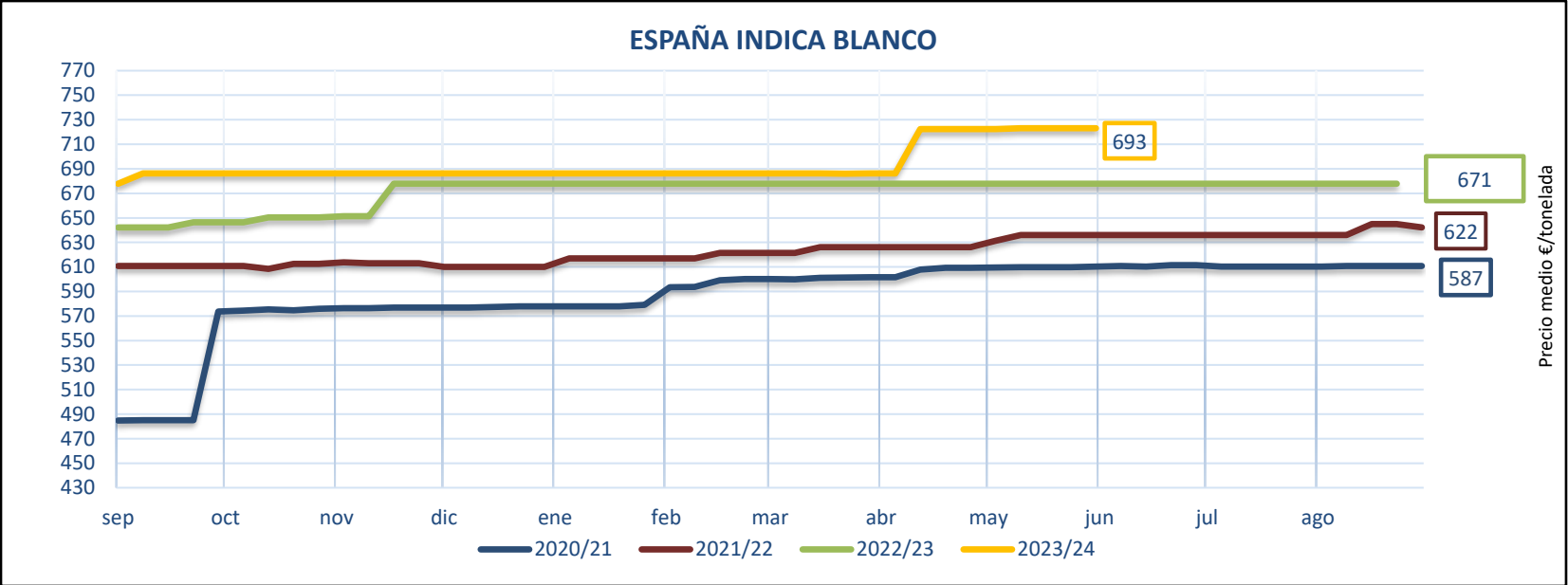
ARROZ CÁSCARA

VARIACIONES PORCENTUALES SOBRE LA ÚLTIMA COTIZACIÓN

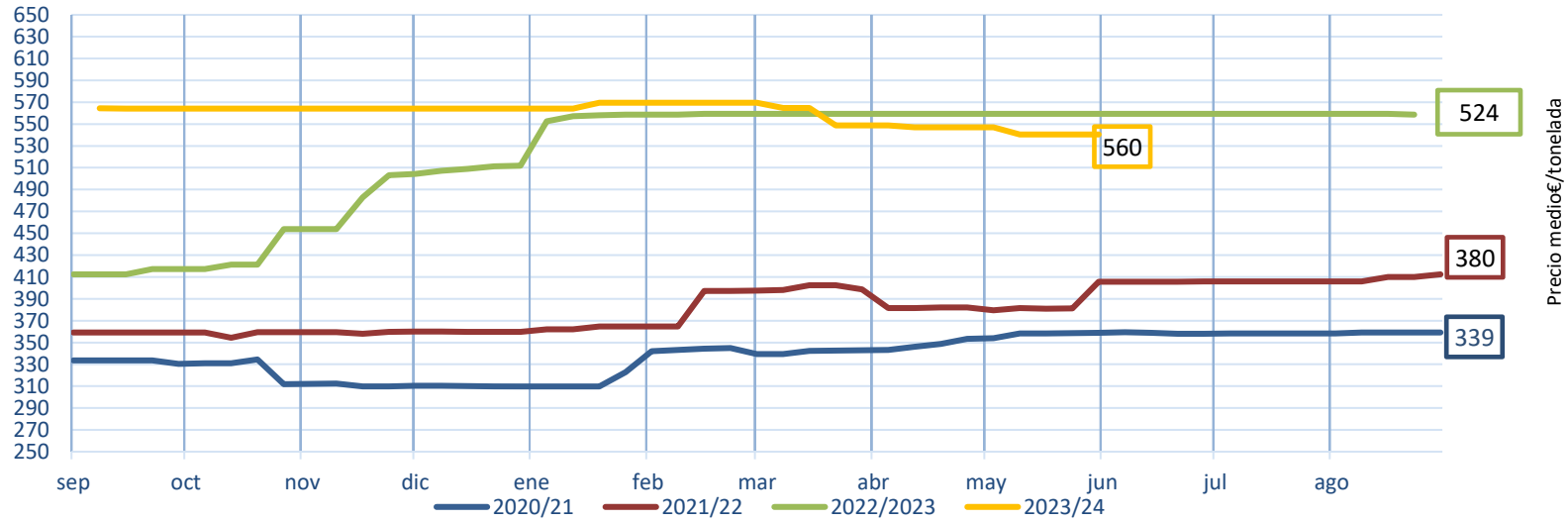
| | UNIÓN EUROPEA Y ESPAÑA | | | | |
|-----------------------|------------------------|-------------------|-----------------|-----------------|-----------------|
| | ESPAÑA (japónica) | ITALIA (japónica) | ESPAÑA (indica) | ITALIA (indica) | GRECIA (indica) |
| Última cotización €/t | 613 | s/c | 540 | s/c | s/c |
| % s/inicio campaña | ↓ -5 | n/c | n/c | n/c | n/c |
| % s/mes anterior | ↑ +6 | n/c | ↓ -1 | n/c | n/c |
| % s/semana anterior | ↔ +0 | n/c | ↔ +0 | n/c | n/c |
| % s/año anterior | ↓ -5 | n/c | ↓ -3 | n/c | n/c |

PRECIO MEDIO CAMPAÑA 2023/2024

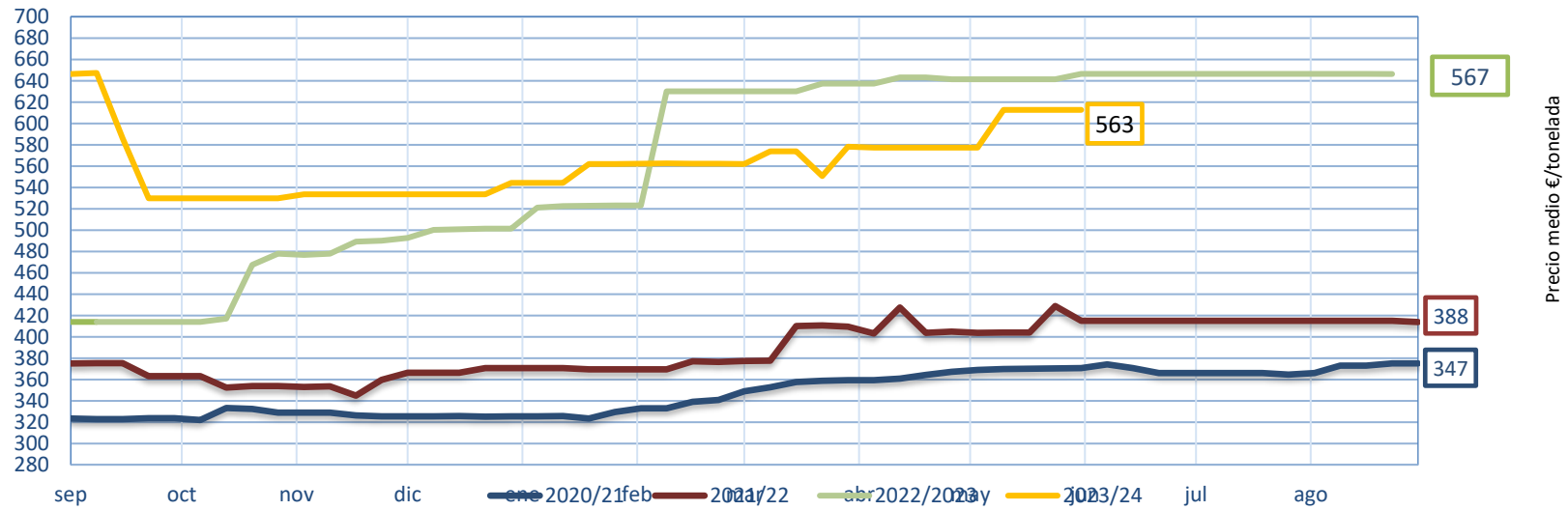
| | UNIÓN EUROPEA Y ESPAÑA | | | | |
|--------------|------------------------|-------------------|-----------------|-----------------|-----------------|
| | ESPAÑA (japónica) | ITALIA (japónica) | ESPAÑA (indica) | ITALIA (indica) | GRECIA (indica) |
| Media (€/t) | 563 | 498 | 560 | 471 | 399 |
| Máximo (€/t) | 647 | 576 | 570 | 576 | 460 |
| Mínimo (€/t) | 530 | 430 | 540 | 384 | 350 |



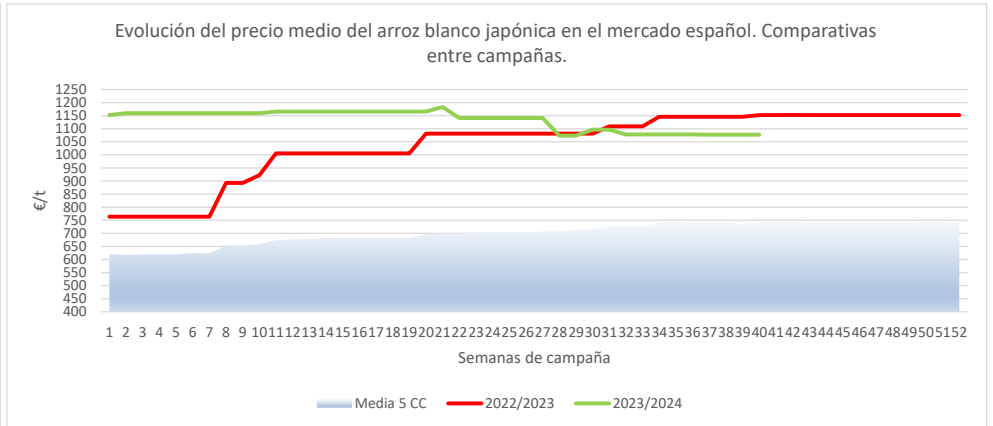
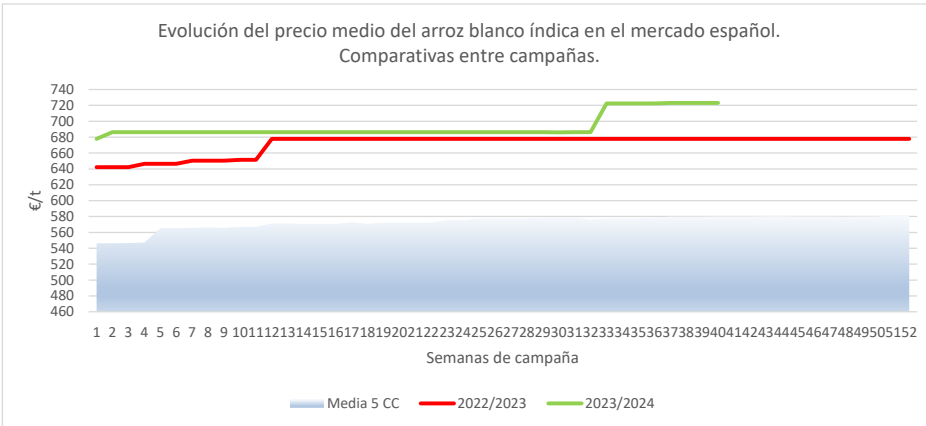
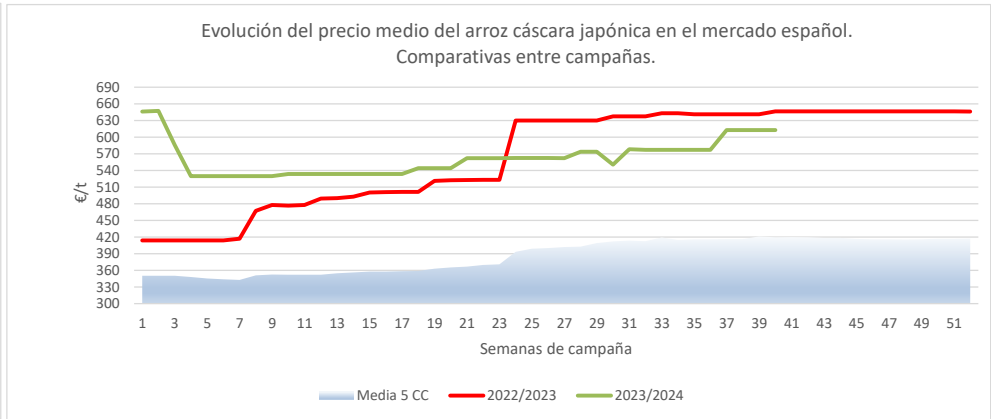
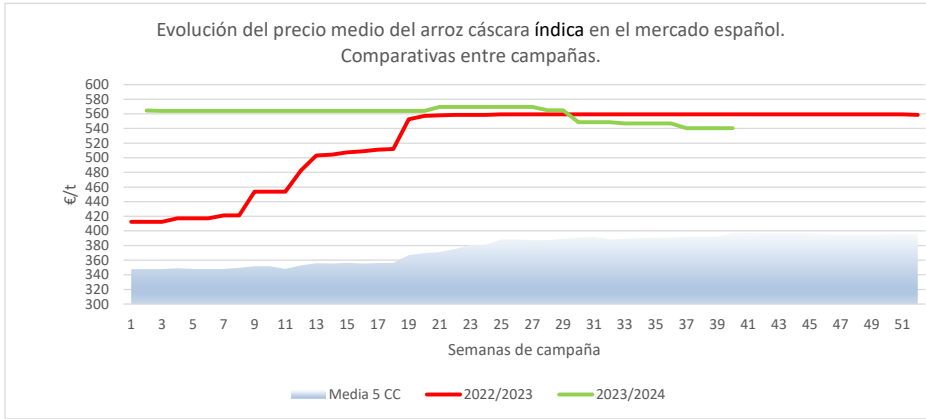
ESPAÑA INDICA CASCARA



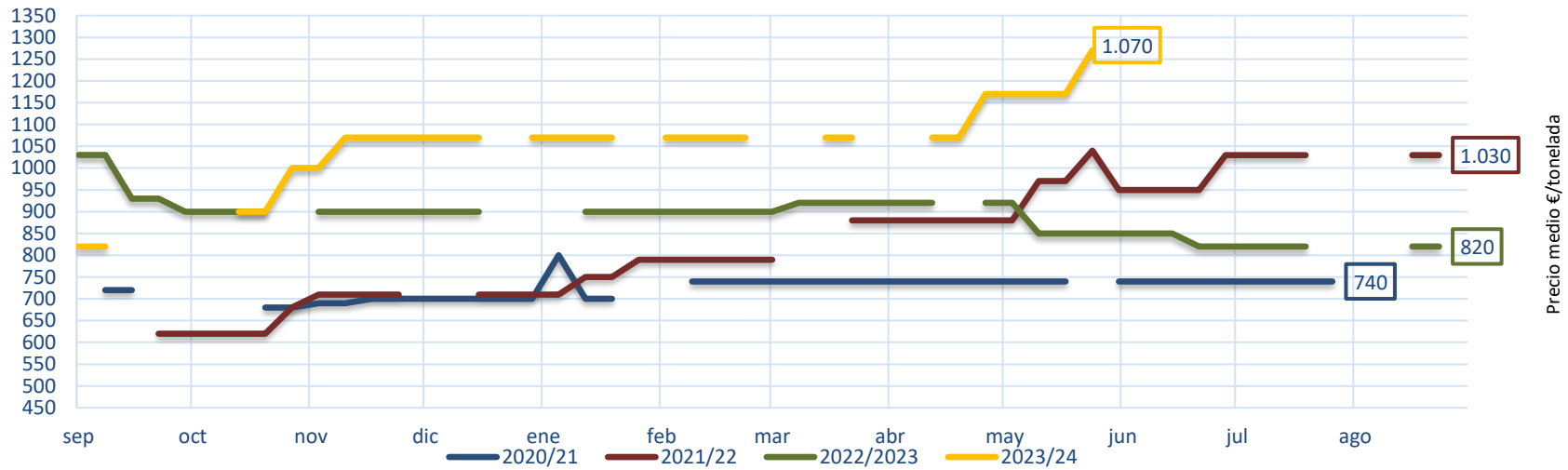
ESPAÑA JAPONICA CASCARA



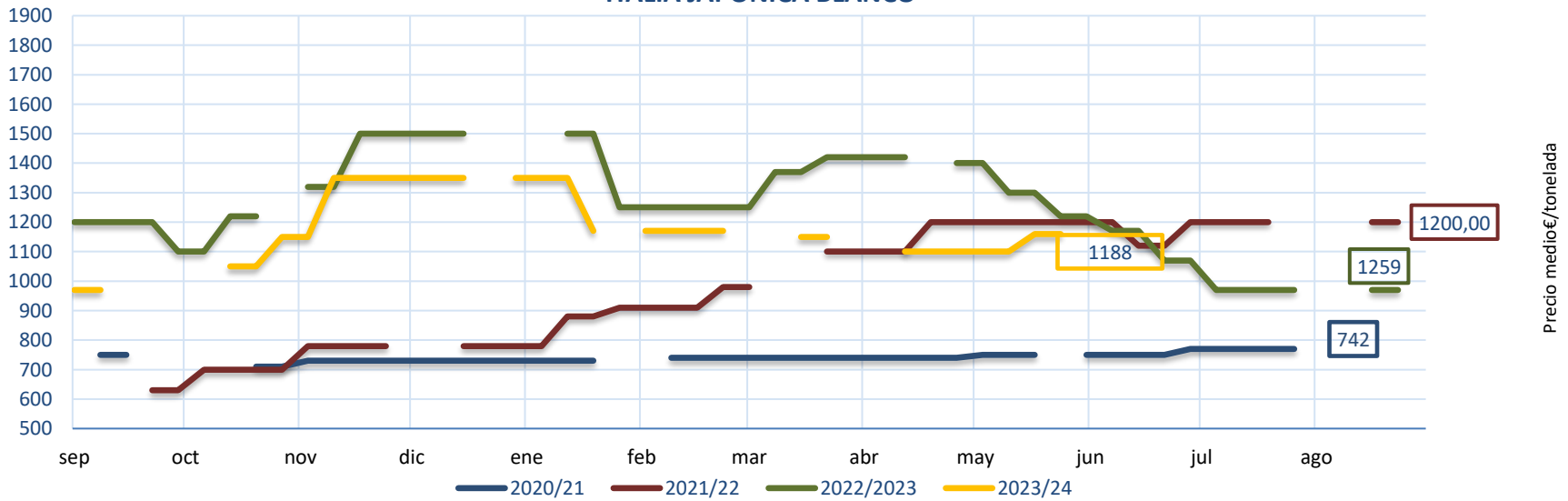
EVOLUCIÓN DEL PRECIO MEDIO DEL ARROZ. COMPARATIVA ENTRE CAMPAÑAS.



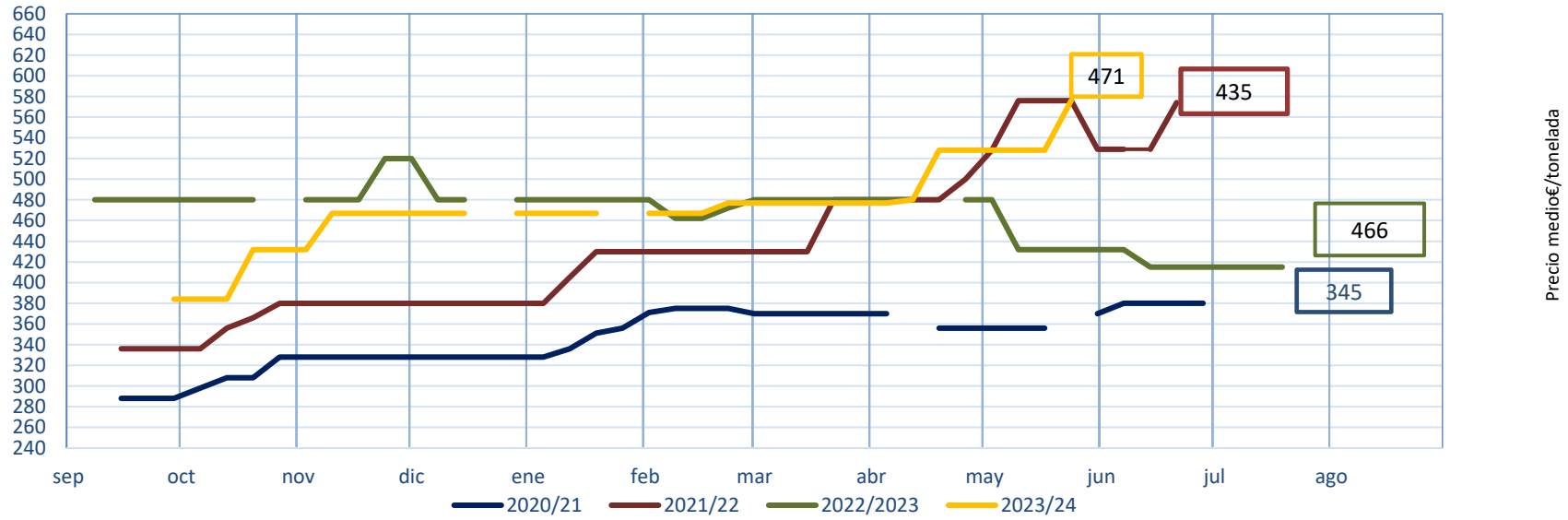
ITALIA INDICA BLANCO



ITALIA JAPONICA BLANCO



ITALIA INDICA CASCARA



ITALIA JAPONICA CASCARA

